



Stitch Patterns


With this sewing machine, you can produce exquisite handicraft works using its wide variety of sewing patterns.



4-Thread Overlock
Uses 2 needles and 4 threads to securely sew together knitted fabrics.



3-Thread Overlock
This basic stitch of overlock prevents fabric from fraying.



2-Thread Overcast
Simply sew fabric edges with 2 threads to prevent fraying.



3-Thread Rolled Hem
The fabric edge is rolled, then covered with thread.



3-Thread Narrow Overlock
The fabric edge is rolled, then sewn with very narrow overlocking.



Frill 3-Thread Rolled Hem With Diff. Feed
Uses 3-thread rolled hemming and the differential feed on stretch fabrics to create richly designed articles.




3-Thread Flatlock
Use this stitch as an accent on clothes, interior items and accessories.

Optional Attachments



Blind Stitch Presser Foot
Part No.40267374



Universal Blind Stitch Presser Foot
Part No.401490588



Elasticator Presser Foot
Part No.40267375



Cording Presser Foot
Part No.40138099



Beading Presser Foot
Part No.40138106



Curved Beading Presser Foot
Part No.40149059



Piping Presser Foot
Part No.40138103



Gathering Presser Foot
Part No.401381211



Clear Presser Foot
Part No.40267376


MO-2500 Standard Specifications		
Number of threads		2/3/4 threads
Needles		SCHMETZ 130/705 H or J1x2
Seam width	4 thread overlock	5.5 ~ 7.5 mm
	3/2 thread overlock	Left needle 5.5~7.5 mm, Right needle 3.5~5.5 mm
	Rolled hem	2 mm
Stitch length		0.7 ~ 4 mm (Standard 2.5 mm)
Differential feed		0.7 ~ N (1) ~ 2.0
Presser foot lift	By lever 6 mm / 8 mm	
	By knee lifter 6 mm	
Sewing speed		Maximum 1,500 spm
Light		2 LED lights



Wide Table | Part No.40266709

JUKI
JUKI CORPORATION
2-11-1, TSURUMAKI, TAMA-SHI, TOKYO
206-8551, JAPAN
<https://www.juki.co.jp>

JUKI ECO PRODUCTS

 JUKI ECO PRODUCTS

This is an eco-friendly product which complies JUKI ECO PRODUCTS standards for protecting the environment.

●The sewing machine complies with the "JUKI Group Green Procurement Guidelines" on the use of hazardous substances, which is stricter than other restrictions, such as those of the RoHS Directive.

For details of JUKI PRODUCTS, refer to:
https://www.juki.co.jp/eco_e/index.html

*The RoHS Directive is an EU Directive limiting the use of 6 hazardous substances (lead, hexavalent chromium, mercury, cadmium, PBB and PBDE) in electrical and electronic equipment. The Juki Green Procurement Guideline is the voluntarily established criteria to eliminate not only the aforementioned six substances, but also other ones which also adversely affect the environment.

JUKI CORPORATION holds the rights to change technical specifications without prior notice. 2201(F)

MO-2500

2-Needle, 2/3/4-Thread Overlock with Easy Threader and Differential Feed

JUKI

High Performance
Overedging with
Juki Smart Industrial
Technology

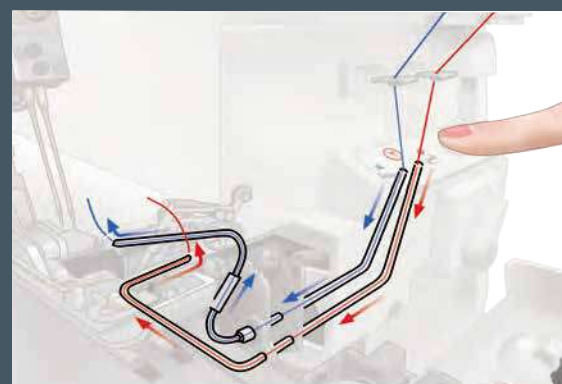


MO-2500 Sumato

Newly enhanced, user-friendly overlock that achieves the ideal of sewing.

Easy and fast threading!

Easy Threader (Upper/lower looper threads)




Using the easy threader feature, easily thread the machine from the threading hole to the looper with the power of a strong whoosh of air sent from the electric motor. This amazing function makes it fast and easy when threading the upper and lower looper.

NEW



Micro-lifter

When using the micro lifter, it is possible to carry out sewing with the presser foot lifted up to 2.5 mm. Elastic materials and delicate materials can be sewn beautifully with the presser foot lifted slightly.



(A) Used this function
(B) Not used this function

Automatic Needle Threader (Right/left needle threads)



Even for the needle thread, sewing machine users may want quick threading! With the automatic needle threader, threading is a breeze!

Inner curves of the material can be sewn beautifully.


NEW



Curve Foot

The distance between the knife and the needle is 9.95 mm, that is the industry's smallest level of the knife-to-needle distance. With the supplied curve foot, you can handle the curved portions of the material smoothly and produce beautifully finished seams.

NEW



Knee Lifting Lever

The presser foot can be moved up and down without using your hands. The presser foot can be lifted to 6 mm at the maximum to ensure easy placement and removal of the material.
※The maximum height of the presser foot with the hand lifter is 8 mm.



Quiet Operation

The sound reducing design minimizes the operating noise and the unit sews with less vibration.



2-/3-Thread Conversion

Switch to 2-thread sewing simply by pushing the 2-/3-thread changeover attachment to the left, making this operation even easier.

Other Features

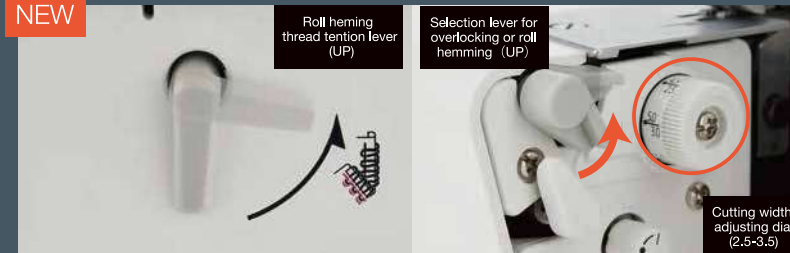
- Adjustable presser foot pressure
- Option to deactivate upper knife
- Safety feature preventing operation when the presser foot is upper position or the cover is open.
- Thread trimming blade for easy thread cutting



Wide Throat Area

The height of the throat is 68mm. Due to this height, the usability of the work space improved infinitely.

NEW



Easy Roll Hemming

Thread tension that is suitable for roll hemming can be obtained only by lifting the roll hemming thread tension lever. Simply raise the selection lever for overlock or roll hemming and set the cutting width adjusting dial to 2.5 to 3.5 allow the sewing machine to perform roll hemming.

NEW



Magnet Needle Tray

This tray is useful as a place to temporarily put a needle when changing over the sewing method from the 2-needle sewing to 1-needle sewing, or when changing the needle. (Two locations; on the right and left sides of the machine head)


MO-2500

Specifications

Dimensions 350(W) x 310(D) x 340(H)mm Weight(Machine Only) 10.0kg
Provided with the foot controller, knee lifting lever and soft cover.



You can watch the operation support video.



Adjustable Differential Feed

Even with easily stretched fabrics such as knits and georgette, create beautifully sewn finishes by adjusting the differential feed. Adjustments can even be made while sewing.

NEW




Tractor Foot

This foot smoothly rides up on and down from the multi-layered part of the material while preventing stitch skipping at that part. Use the tractor foot for joining collars, shoulders, bottoms and sleeve cuffs.



Multi-Purpose Foot

Since the standard presser foot has a hole for attaching a tape, the sewing machine is able to sew the material while inserting the stay tape.



Waste Collector

Provided as a standard accessory, the waste collector catches cut-off fabric and is useful for keeping the area tidy.