



Porta apparecchi (Attachment holders)

KI. DÜRK. 67, 167, 267 - PFAFF 145, 245, 1245 - NECCHI 900, 902




cod. 15803

KI. DÜRKOPP 8967 - JUKI DSC-245




cod. 15805

KI. SEIKO LCW-8BL




cod. 15811

KI. DÜRKOPP 169



cod. 15813

KI. DÜRKOPP 669



cod. 15816

Porta apparecchi per piastre vibranti
Attachments holder for binder set plate




cod. 15815/1

- KI. DÜRKOPP 69
- NECCHI 840
- PFAFF 335

cod. 15815/2

- KI. DÜRKOPP 267, 269, 669, 767, 869
- JUKI LS1342
- PFAFF 1245, 1425


KI. DÜRK. 467, 767 - JUKI LU1508, LU1510



UNIVERSALE PER MACCHINE PIANE
UNIVERSAL FOR FLAT BED MACHINES


cod. 15804

KI. DÜRKOPP 69 - SEIKO LSC-8BV




cod. 15810

KI. NECCHI 840 - PFAFF 335




cod. 15812

KI. JUKI LS1342



cod. 15814

KI. DÜRKOPP 869



cod. 15817

Accessori per porta apparecchi
Accessoires for attachments holders




cod. 15820/1



Ø14 cod. 15820/2



Ø8 cod. 15820/3



cod. 15825
Blocchetto Ø8, int. 11,5
Pin block Ø8, dist. 11,5



cod. 15825/2
Blocchetto Ø8, int. 17,5
Pin block Ø8, dist. 17,5



cod. 15820/4
Bottone ferma
apparecchi
Attachments nut



cod. 15820/5
Bottone (M5)
ferma guida
Guide nut (M5)



cod. 15820/6
Bottone (M6)
ferma perno
Pin nut (M6)