



F1070 GUIDA INSERIMENTO BANDE TUBOLARI

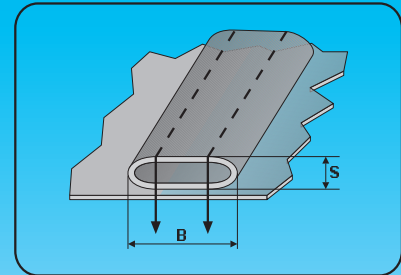
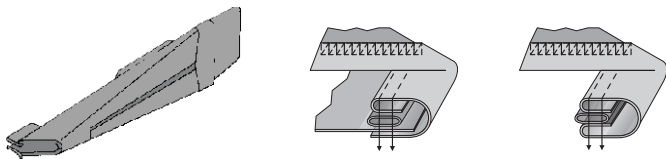
READY-MADE EDGING ATTACHMENT

Per macchine piane
For flat bed machines



Consultare pag. 89 per la panoramica degli attacchi da utilizzare.
Pls. see pag. 89 for all brackets to be used

ABBINABILE CON BORDATORI PER COLLARETTO (TIPO F40, F42, F43)
USABLE WITH COLLARETTE BINDERS (TYPE F40, F42, F43)



Codice	Ms. profilo (B) (piping size) (mm) (inch)	Spessore (S) (thickness)	
F1070/3M	3 1/8	M	
F1070/4M	4 5/32	M	
F1070/5M	5 3/16	M	
F1070/6M	6 1/4	M	
F1070/7M	7 9/32	M	
F1070/8M	8 5/16	M	
F1070/9M	9 23/64	M	
F1070/10M	10 25/64	M	
F1070/12M	12 15/32	M	