

F508

BORDATORE DOPPIO NORMALE

*Per macchine piane
For flat bed machines*

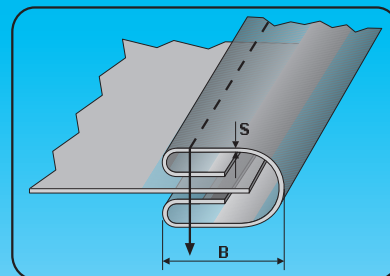


PIEDINI CONSIGLIATI
SUGGESTED FEET



misura
G601 fino a 4mm
G602 fino a 5mm
N603 fino a 6mm
G604 fino a 7mm
N605 oltre 8mm

DOUBLE BINDER




Codice	Entrata (A) (tape size) (mm) (inch)	Lav. finito (B) (finished size) (mm) (inch)	Spessore (S) (thickness)
F508/16	16 5/8	4 5/32	M
F508/19	19 3/4	5 3/16	M
F508/22	22 7/8	5,5 7/32	M
F508/25	25 1	6 1/4	M
F508/28	28 1-1/8	7 9/32	M
F508/30	30 1-3/16	8 5/16	M
F508/32	32 1-1/4	9 23/64	M
F508/35	35 1-3/8	10 25/64	M
F508/38	38 1-1/2	11 7/16	M
F508/40	40 1-9/16	12 15/32	M
F508/45	45 1-3/4	13 33/64	M
F508/50	50 2	15 19/32	M

F58H

BORDATORE DOPPIA PIEGA - 90°

*Per macchine piane
For flat bed machines*

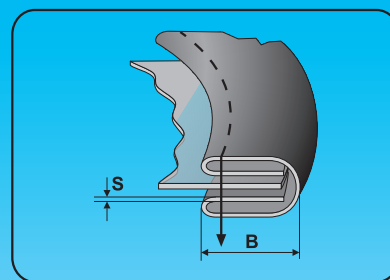


PIEDINI CONSIGLIATI
SUGGESTED FEET



misura
G601 fino a 4mm
G602 fino a 5mm
N603 fino a 6mm
G604 fino a 7mm
N605 oltre 8mm

RIGHT ANGLE DOUBLE BINDER - 90°



Codice	Entrata (A) (tape size) (mm) (inch)	Lav. finito (B) (finished size) (mm) (inch)	Spessore (S) (thickness) (mm) (inch)
F58H/30	30 1-3/16	8 5/16	2 5/64
F58H/35	35 1-3/8	10 3/8	2 5/64
F58H/40	40 1-9/16	12 31/64	2,5 3/32
F58H/45	45 1-3/4	14 9/1	2,5 3/32
F58H/50	50 2	16 5/8	2,5 3/32
F58H/60	60 2-3/8	18 23/32	2,5 3/32