
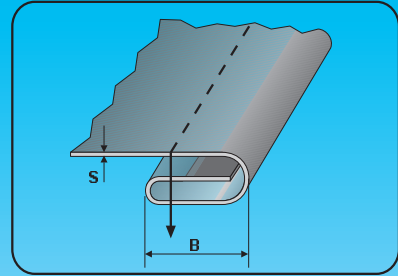


F1125 ORLATORE DOPPIA PIEGA INFERIORE

DOUBLE DOWNTURN HEMMER

*Per macchine piane
For flat bed machines*



PIEDINO CONSIGLIATO
SUGGESTED FOOT




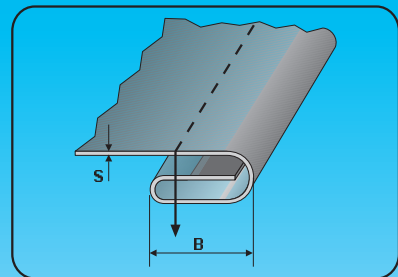
G2450A - per tutte le misure
(for all sizes)

Codice	Lav. finito (B) (finished size) (mm)	Codice	Lav. finito (B) (finished size) (mm)
F1125/5M	5M	F1125/14MH	14MH
F1125/6M	6M	F1125/14H	14H
F1125/6MH	6MH		
F1125/7M	7M		
F1125/7MH	7MH		
F1125/8M	8M		
F1125/8MH	8MH		
F1125/8H	8H		
F1125/9MH	9MH		
F1125/10L	10L		
F1125/10M	10M		
F1125/10MH	10MH		
F1125/10H	10H		
F1125/12MH	12MH		
F1125/12H	12H		

F1125GA ORLATORE DOPPIA PIEGA INFERIORE CON GUIDA APRIBILE

DOUBLE DOWNTURN SWING HEMMER

*Per macchine piane
For flat bed machines*



PIEDINO CONSIGLIATO
SUGGESTED FOOT



G2450A - per tutte le misure
(for all sizes)

Codice	Lav. finito (B) (finished size) (mm) (inch)	Spessore (S) (thickness)
F1125GA/5M	5 3/16	M
F1125GA/6M	6 1/4	M
F1125GA/7M	7 9/32	M
F1125GA/8M	8 5/16	M
F1125GA/9MH	9 11/32	MH
F1125GA/10M	10 3/8	M
F1125GA/10MH	10 3/8	MH
F1125GA/12MH	12 1/2	MH
F1125GA/14MH	14 9/16	MH