

# PLACCHE E GRIFFE

## ALFA

**2-042**



cod. **84015.00** solo placca  
(cod. 1.84015.00 placca cpl.)

Griffa  
cod. **84107.00**

per ALFA  
KL: 3242, 3249, 3740,  
3742, 3749, 3840,  
3842, 3940, 3942

**2-044** *imp. dritta*



cod. **84016.00** solo placca  
(cod. 1.84016.00 placca cpl.)

Griffa  
cod. **84107.00**

per ALFA  
KL: 3139

**2-046** *zig zag*

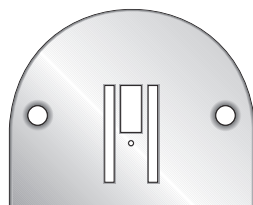
Placca  
cod. **84017.00**

Griffa  
cod. **84107.00**

per ALFA  
KL: 3745, 3845, 3945,  
4005

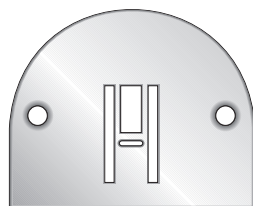
## AREL

**3-010**



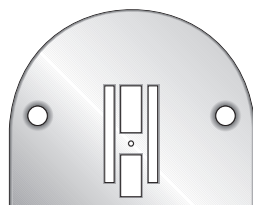
cod. **215/..1010**

**3-012**



cod. **215/..1010-1**

**3-014**

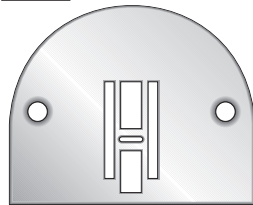


cod. **215/..1025**



cod. **215/..1030**

**3-016**



cod. **215/..1025-1**



cod. **215/..1030**

## BERNINA (BERNETTE)

**4-010**




cod. **001.633.71** cpl.  
(= 000.028.51 solo placca)




cod. **002.282.52**

per BERNINA  
KL: 1000 Special

**4-012**



cod. **010.081.71** cpl.  
(= 010.082.50 solo placca)



cod. **010.222.5000**

per BERNETTE  
KL: 410, 420, 430,  
440.

**4-014**



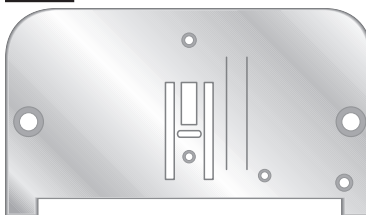
cod. **327.043.180**  
(= 327.000.031)



cod. **328.000.032**

per BERNINA  
KL: 700, 701, 707,  
708, 709, 710,  
900, 910, 930

**4-018**



cod. **327.109.134**




cod. **328.000.032**

per BERNINA  
KL: 717

**4-020**



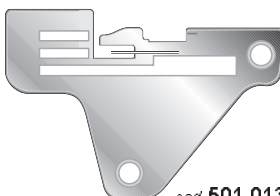
cod. **327.128.030**  
(= 327.002.030)




cod. **328.007.031**

per BERNINA  
KL: 317, 540, 640,  
740, 741, 742,  
744, 750, 840,  
841, 842, 850,  
940, 950

**4-022** *taglia-cuci*



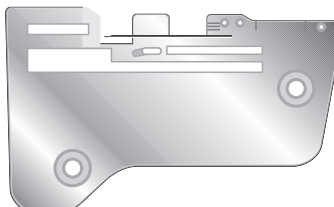
cod. **501.013.03**



cod. **501.043.03**

per BERNETTE  
KL: MO-234

**4-024** *taglia-cuci*



cod. **501.246.03**



cod. **501.343.03** cod. **501.337.03**

per BERNETTE  
KL: MO-335